



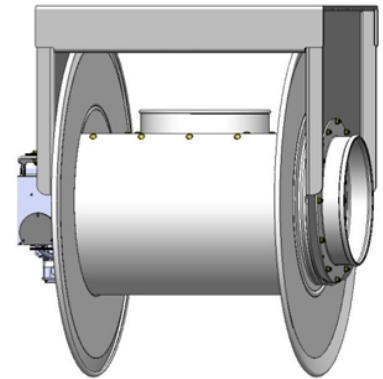
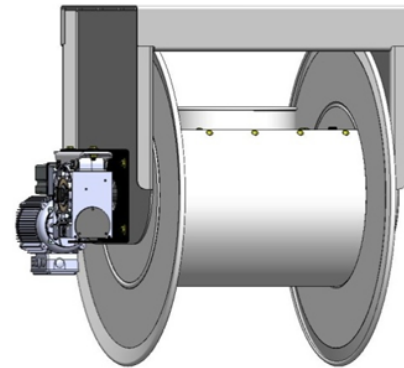
Your CONDUIT to Performance.™

PCA SERIES 14 Direct Drive

PRE CONDITIONED AIR DUCT RETRIEVAL SYSTEM

FEATURES:

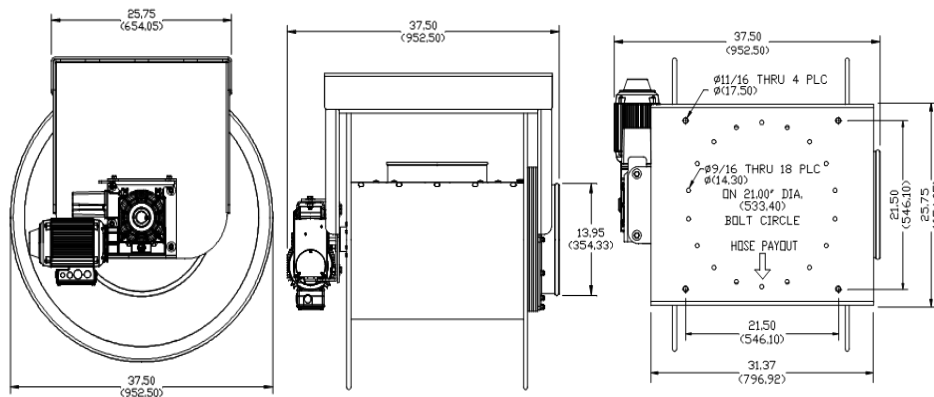
- CLEARS HANGAR AND RAMP AREA
- REDUCE DUCT DAMAGE AND REPLACEMENT COSTS
- PROMOTE GROUND SERVICE PERSONNEL SAFETY:
MOTORIZED DEPLOY AND RETRIEVAL OF DUCT
PREVENT BACK INJURY LIFTING HEAVY DUCT
- CORROSION RESISTANT HEAVY DUTY ALUMINUM CONSTRUCTION
- WELDED FRAME AND FULL FLOW AIR PLENUM SPOOL
- DIRECT DRIVE MOTOR WITH PRESET LIMIT SWITCH STOPS
- CAPACITY: 100' OF 14" LAYFLAT PCA DUCT
- INCLUDES VARIABLE FREQUENCY DRIVE PUSHBUTTON CONTROLS
- LOW MAINTENANCE DESIGN WITH NO CHAINS OR SPROCKETS
- CONFIGURABLE LEFT OR RIGHT HAND PAYOUT



TECHNICAL SPECIFICATION:

Reel Model #	Duct Capacity	Inlet Dia.	Outlet Dia.	Drive Voltage / Frequency	Deploy Speed	Rewind Speed
PDD-382420-48060	100'	14"	14"	480VAC/60Hz	9 to 12 RPM	9 to 12 RPM
PDD-382420-40050				400VAC/50Hz		
PDD-382420-57560				575VAC/60Hz		

DIMENSIONAL SPECIFICATION:



PATENTED DESIGN: U.S. D666,282 OTHER PATENTS PENDING

WWW.PAGEINDUSTRIES.COM
 TOLL FREE 1-855-465-PAGE
 (1-855-465-7243)
 PHONE 1-707-469-7243
 FAX 1-707-469-7244
 EMAIL SALES@PAGEINDUSTRIES.COM

PAGE GSE
 2050 CESSNA DRIVE
 VACAVILLE, CA 95688
 USA

"It doesn't get any better than this"