



Your CONDUIT to Performance.™





F-35 And F-22 270VDC Cable Assemblies

PAGE GSE is proud to offer our high-quality 270VDC molded connector cable assemblies to the worlds military market. Designed and tested to meet the **F-35 Lighting II stringent SAE AS7974/5 standard**, our 270VDC ground power cable assemblies are used worldwide to support every military branch of service supporting all the F-35 aircraft variants.

PAGE has integrated the **HARDHEAD™** tip into the molded con-ector to ensure a longer service life. The HARDHEAD is integral to the molded body to ensure no liquids or debris will get into the electrical contact area which could cause an electrical arch or short . There are no metal screws to hold the **HARDHEAD™** tip in place which could cause an electrical short if the head was damaged during use.




Performance Features

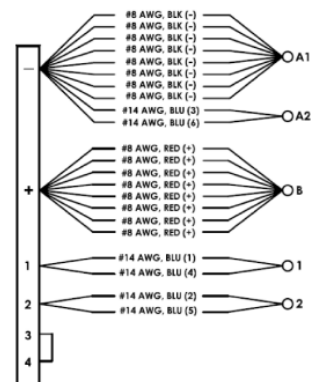
-  Superior contact design and molded HARDHEAD™ feature for extended service life
-  Single Jacketed Cable per SAE AS5756/7
-  Built to SAE AS7974/5 specification with the high quality finish and design.
-  Available with thermal protection (PH) configuration.

Low Inductance Low Impedance Cable Specifications

Positive Conductors	8 each AWG #8
Negative Conductors	8 each AWG #8
Control Conductors	2 x 3 AWG #14
Voltage Rating	600 VAC
Current Rating	260 Amperes
Temperature Range	-55C to 90C
Diameter	1.58 inches
Bending Radius	Per MIL-C-5756
Jacket Material	Double wall bonded Neoprene



WIRE DIAGRAM



WWW.PAGEINDUSTRIES.COM

TOLL FREE 1-855-465-PAGE
(1-855-465-7243)

PHONE 1-707-469-7243

FAX 1-707-469-7244

EMAIL SALES@PAGEINDUSTRIES.COM

PAGE GSE

2050 CESSNA DRIVE
VACAVILLE, CA 95688
USA



Contact **PAGE GSE** today for more information

PAGE 270VDC Power Cable Assembly Ordering Information Chart



Connector Type

PM30	Molded on 270VDC plug. With molded in HARDHEAD. (Orange)
PH30	Molded on 270VDC plug. With molded in HARDHEAD, thermally protected (Green)

Cable Type

14	270 VDC banded cable with 4 each #2/0 AWG conductors with 12/2 control. Non-metallic bands.
18	270 VDC single jacket cable (Low Inductance Cable) , 8 each #8 AWG conductors each power terminal and 2 each #14 AWG conductors terminated to control terminal (as required)

Configuration

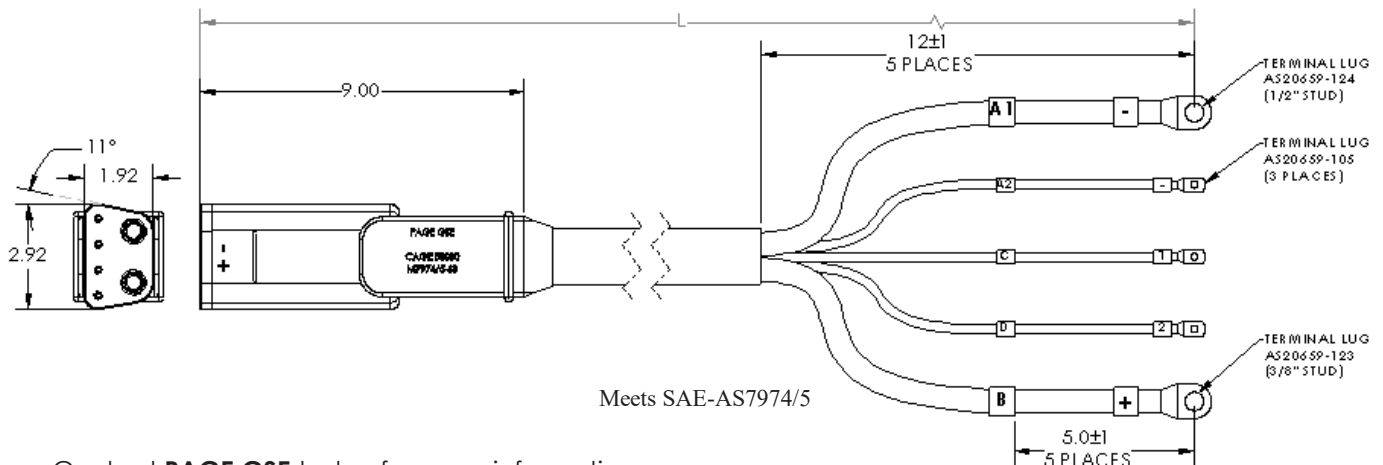
SG	Protective green flexible scuff jacket installed over length of cable and sealed on both ends
-----------	---

Part Number Example	Description
PM3018- L <i>(length in feet)</i>	Molded on head with HARDHEAD tip 270 VDC cable assembly single jacket low inductance low impedance
PH3014- L <i>(length in feet)</i>	Molded on head with HARDHEAD tip thermal protection 270VDC cable assembly 4 conductor #2/0 AWG with twin #12 AWG

MIL-SPEC Part Number Cross Reference Chart*

M7974/5-40	PM3018-40
M7974/5-50	PM3018-50
M7974/5-60	PM3018-60
M7974/5-63	PM3018-63

*The PAGE part numbers meet or exceed the MIL-SPEC standards without exception



Contact **PAGE GSE** today for more information